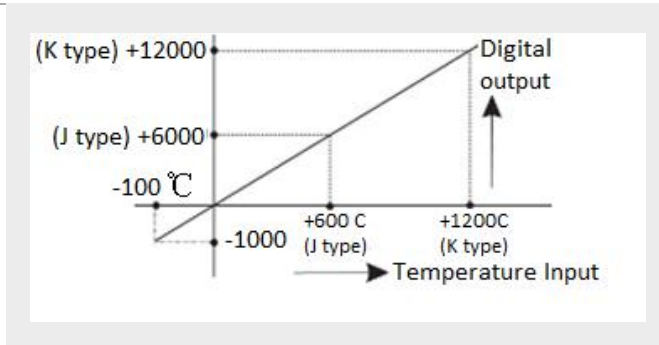


Model	Channels	Resolution	Functionality
LX3V-2TC-BD	2	14 bits	2 * Thermocouple Input

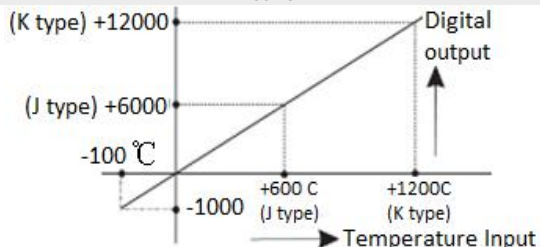
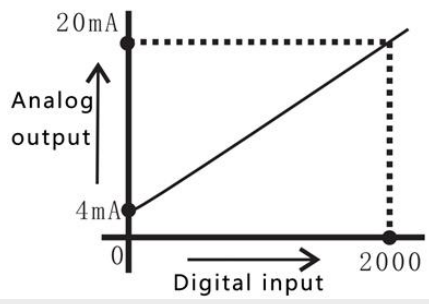
Specification

Item	LX3V-2TC-BD			
Analog circuitry	DC 24V ±10%, 70mA			
Digital circuitry	DC 5V, 90mA (From the PLC internal power supply)			
Temperature	Read data by buffers			
Analog input signal	Thermocouple: K or J type (2 channels)			
Range of rated temperature	K	-100°C - 1200°C	J	-100°C - 600°C
Digital output	K	-1000 - 12000	J	-1000 - 6000
	12 bits total			
Accuracy	K	0.4°C	J	0.3°C
Overall accuracy	±0.5%			
Conversion rate	700ms*2			
Conversion characteristics				



Model	Channels	Resolution	Functionality
LX3V-2TC2DAI-BD	4	14/12 bits	2 * Thermal Resistance Input ; 2 * Analog Output (4~20mA)

Specification

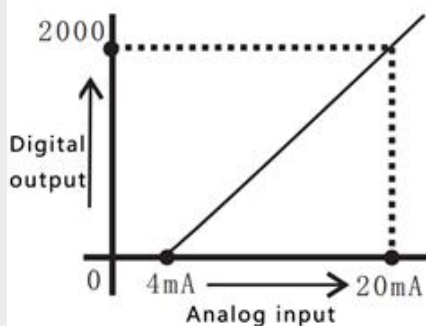
Item	LX3V-2TC2DAI-BD	
Power supply	24VDC±10%, 50mA; 5VDC±10%, 70mA (Powered by PLC host)	
Temperature input (TC)		
Analog input signal	Thermocouple: K or J type, 2 channels (CH1, CH2)	
Range of rated temperature	K: -100 °C - 1200 °C	J: -100 °C - 600 °C
Digital output	K: -1000 - 12000	J: -1000 - 6000
	12 bits total	
Accuracy	K: 0.4 °C	J: 0.3 °C
Overall accuracy	±0.5%	
Conversion rate	50ms	
Conversion characteristics		
Analog output (DAI)		
Rated range	4~20mA: 0~2000	
Analog output	DC 4~20mA (the external load resistance is no less than 500Ω)	
Digital output	12 bit binary	
Resolution	8μA [4~20mA / 2000]	
Precision	±0.5% of full scale	
AD conversion time	One PLC scanning cycle	
Input characteristics	The external load is 250Ω and 0-2000 is converted to 4-20mA	
		
Insulation	No insulation in each PLC channel	
Occupied points	None	



Model	Channels	Resolution	Functionality
LX3V-4ADI-BD	4	12 bits	4 * Analog Input (4~20mA)
LX3V-4ADV-BD	4	12 bits	4 * Analog Input (-10V~10V)

Specification

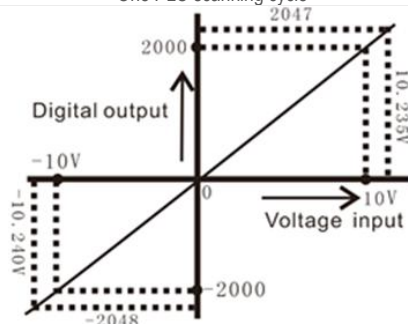
Item	LX3V-4ADI-BD
Power supply	5VDC±10%, 70mA (Powered by PLC host)
Analog input (ADI)	
Analog input range	DC 4~20mA (input resistance 250KΩ). Absolute maximum input: -2mA, +30mA
Rated range	4~20mA: 0~2000
The maximum display range	-500~2048
Resolution	8uA[4mA ~20mA / 2000]
Precision	±0.5% of full scale (4~20mA:±0.08mA)
AD conversion time	One PLC scanning cycle



Insulation	No insulation in each PLC channel
Occupied points	None



Item	LX3V-4ADV-BD
Power supply	5VDC±10%, 70mA (Powered by PLC host)
Analog input (ADV)	
Analog input range	DC-10V~10V (input resistance 160KΩ). Note: If the input voltage exceeds ±15V, the unit will be damaged.
Rated range	-10V~10V: -2000~2000
The maximum display range	-2048~2048
Resolution	5mV[10V default scope 1/2000]
Precision	±0.5% of full scale
AD conversion time	One PLC scanning cycle



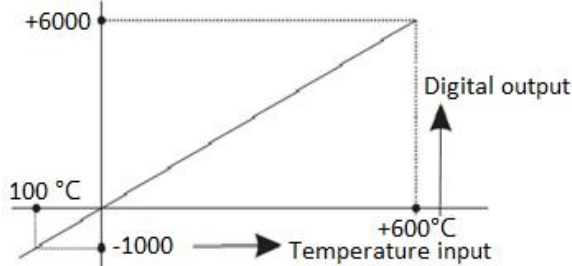
Insulation	No insulation in each PLC channel
Occupied points	None



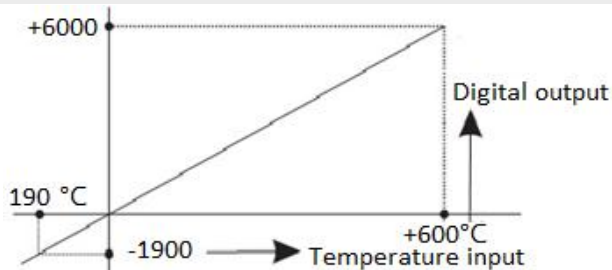
Model	Channels	Resolution	Functionality
LX3V-2PT-BD	2	14	2 * Thermal Resistance Input
LX3V-2PTS-BD	2	14	2* Thermal Resistance Input, Precision >0.1C°

Specification

Item	LX3V-2PT-BD
Analog circuitry	DC 24V ±10%, 50mA
Digital circuitry	DC 5V, 90mA (From the PLC internal power supply)
Celsius	Read data by buffers
Analog input signal	PT100 sensor, 3 wires, 4 channels (CH1, CH2, CH3, CH4), 3850PPM/°C
Sensor current	1mA
Compensation range	-100°C - 600°C
Digital output	-1000 - 6000
Accuracy	12 bits total, 11 bits for data and 1 bit for sign
Overall accuracy	0.2°C - 0.3°C
Conversion rate	±1%
Conversion characteristics	700ms

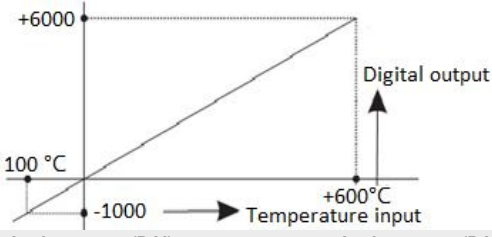
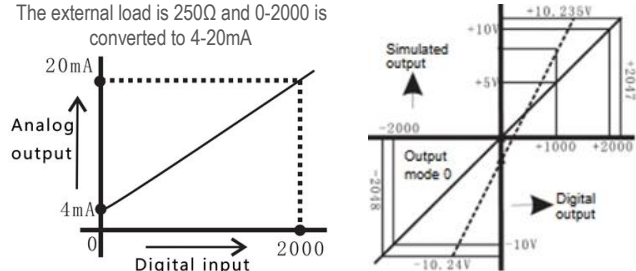


Item	LX3V-2PTS-BD
Analog circuitry	DC 24V ±10%, 50mA
Digital circuitry	DC 5V, 90mA (From the PLC internal power supply)
Celsius	Read data by buffers
Analog input signal	PT100 sensor, 3 wires, 2 channels (CH1, CH2)
Sensor current	1mA, 100Ω, (PT100)
Compensation range	-190°C - 600°C (Out of range display 32767)
Digital output	-2000 - 6100
Accuracy	16 bits total, 15 bits for data and 1 bit for sign
Overall accuracy	0.05°C
Conversion rate	±0.5% of the full range (compensation range)
Conversion characteristics	50ms



Model	Channels	Resolution	Functionality
LX3V-2PT2DAI-BD	4	14/12 bits	2 * Thermal Resistance Input ; 2 * Analog Output (4~20mA)
LX3V-2PT2DAV-BD	4	14/12 bits	2 * Thermal Resistance Input ; 2 * Analog Voltage Output(-10v-10v)

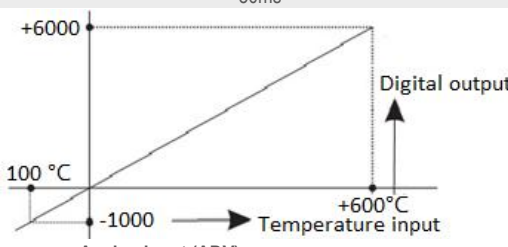
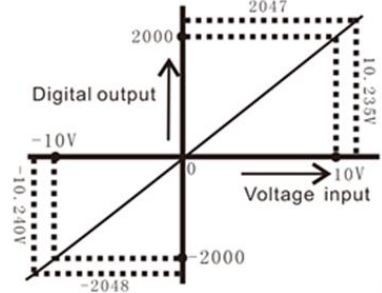
Specification

Item	LX3V-2PT2DAI-BD	LX3V-2PT2DAV-BD
Power supply	24VDC±10%, 50mA; 5VDC±10%, 70mA (Powered by PLC host)	5VDC±10%, 70mA (Powered by PLC host)
Temperature input (PT)		
Analog input signal	PT100 sensor, 3 wires, 2 channels (CH1, CH2)	
Sensor current	1mA sensor: 100Ω(PT100)	
Compensation range	-100 °C - 600 °C	
Digital output	-1000 – 6000 (Unit: 0.1 °C) 12 bits total, 11 bits for data and 1 bit for sign	
Accuracy	0.2 °C - 0.3 °C	
Overall accuracy	±0.5%	
Conversion rate	50ms	
Conversion characteristics		
Analog output (DAI) Analog output (DAV)		
Rated range	4~20mA: 0~2000	-10V~10V: -2000~2000
Analog output	DC 4~20mA (the external load resistance is no less than 500Ω)	DC-10V~10V (the external load resistance is no less than 2KΩ)
Digital output	12 bit binary	
Resolution	8uA[4~20mA / 2000]	5mV[10V default scope 1/2000]
Precision	±0.5% of full scale	
AD conversion time	One PLC scanning cycle	
Input characteristics	<p>The external load is 250Ω and 0-2000 is converted to 4-20mA</p> 	
Insulation	No insulation in each PLC channel	
Occupied points	None	



Model	Channels	Resolution	Functionality
LX3V-2PT2ADV-BD	4	14/12 bits	2 * Thermal Resistance Input ; 2 * Analog Voltage input(-10v-10v)

Specification

Item	LX3V-2PT2ADV-BD
Power supply	5VDC±10%, 70mA (Powered by PLC host)
Temperature input (PT)	
Analog input signal	PT100 sensor, 3 wires, 2 channels (CH1, CH2)
Sensor current	1mA sensor: 100Ω(PT100)
Compensation range	-100 °C - 600 °C
Digital output	-1000 – 6000 (Unit: 0.1 °C) 12 bits total, 11 bits for data and 1 bit for sign
Accuracy	0.2 °C - 0.3 °C
Overall accuracy	±1%
Conversion rate	50ms
Conversion characteristics	
Analog input (ADV)	
Analog input range	DC-10V~10V (input resistance 160KΩ). Note: If the input voltage exceeds ±15V, the unit will be damaged.
Rated range	-10V~10V: -2000~2000
The maximum display range	-2048~2048
Resolution	5mV[10V default scope 1/2000]
Precision	±0.5% of full scale
AD conversion time	One PLC scanning cycle
Input characteristics	
Insulation	No insulation in each PLC channel
Occupied points	None



Model	Channels	Resolution	Functionality
LX3V-2ADI-BD	2	12	2*Analog Current Input (4-20mA)
LX3V-2ADV-BD	2	12	2*Analog Voltage Input(-10v-10v)
LX3V-2DAI-BD	2	12	2*Analog Current Output (4-20mA)
LX3V-2DAV-BD	2	12	2*Analog Voltage Output (-10v-10v)

Specification

Item	LX3V-2ADI-BD	LX3V-2ADV-BD
	Current input	Voltage input
Input range	DC 4-20mA (Input resistance:250Ω)	DC -10 ~ 10V (Input resistance:150KΩ)
Digital output	12 bits binary	
Resolution	8uA (4mA-20mA/2000)	5mV (10 : 1/2000)
Precision	±1% (4-20mA: ± 0.16mA)	±1%
AD conversion time	One PLC scanning cycle	
Characteristic		
Insulation	No insulation in each PLC channel	
Occupied points	None	



item	LX3V-2DAI-BD	LX3V-2DAV-BD
	Current output	Voltage output
Output range	DC4~20mA (Load resistance should be less than 500Ω)	DC-10V~10V (the external load resistance is no less than 2KΩ)
Digital output	12 bits binary	
Resolution	8uA[4mA-20mA/2000]	5mV[10V default scope 1/2000]
Precision	±1%	Full scale ±1%
AD conversion time	One PLC scanning cycle	1 scan time (The analog digital conversion is completed by the END order)
Characteristic		
Insulation	No insulation in each PLC channel	
Occupied points	Zero point	



Model	Channels	Resolution	Functionality
LX3V-2ADI2DAI-BD	4	12 bits	2 * Analog Input/ Analog Output (4~20mA)
LX3V-2ADV2DAV-BD	4	12 bits	2 * Analog Input/ Output (-10V~10V)

Specification

Item	LX3V-2ADI2DAI-BD	LX3V-2ADV2DAV-BD
Power supply	24VDC±10%, 50mA; 5VDC±10%, 70mA (Powered by PLC host)	
Analog input range	Analog input (ADI) DC 4~20mA (input resistance 250KΩ). Absolute maximum input: -2mA, +30mA	Analog input (ADV) DC -10V~10V (input resistance 160KΩ). Note: If the input voltage exceeds ±15V, the unit will be damaged.
Rated range	4~20mA: 0~2000	-10V~10V: -2000~2000
The maximum display range	-500~2048	-2048~2048
Resolution	8uA[4mA ~20mA / 2000]	5mV[10V default scope 1/2000]
Precision	±0.5% of full scale (4~20mA:±0.08mA)	±0.5% of full scale
AD conversion time	One PLC scanning cycle	
Input characteristics		
Insulation	No insulation in each PLC channel	
Occupied points	None	
Rated range	Analog output (DAI) 4~20mA: 0~2000	Analog output (DAV) -10V~10V: -2000~2000
Analog output	DC 4~20mA (the external load resistance is no less than 500Ω)	DC -10V~10V (the external load resistance is no less than 2KΩ)
Digital output	12 bit binary	
Resolution	8uA[4~20mA / 2000]	5mV[10V default scope 1/2000]
Precision	±0.5% of full scale	
AD conversion time	One PLC scanning cycle	
Input characteristics		
Insulation	No insulation in each PLC channel	
Occupied points	None	



Model	Channels	Resolution	Functionality
LX3V-2RS485-BD	2	--	2 * RS485 Communication

Features

LX3V-RS485-BD is used for communication via RS485, it can be installed on PLC, it has the following purposes.

1)Data transmission by no-protocol

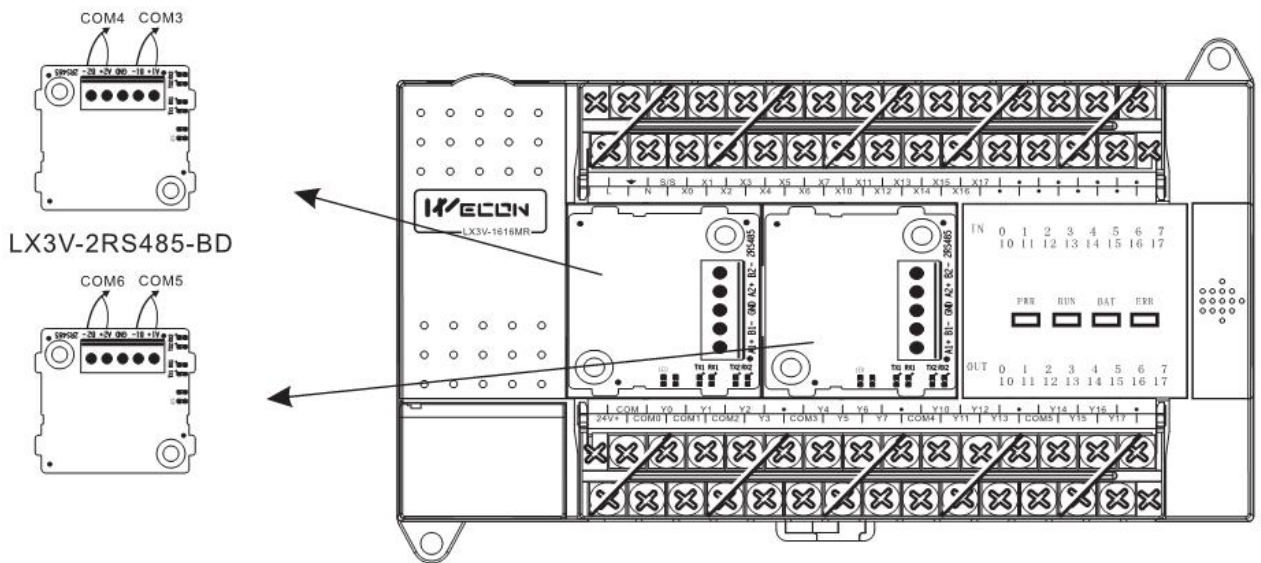
Data transmit to designation register's address by RS instruction.

2)Data transmission by proprietary protocol

Data transmission is in based on 1: N via RS485.



Installed two BD board



Function of serial communication

COM 1	It supports download and HMI monitoring protocols, supports RS422 and RS485.
COM 2	It supports HMI monitoring protocol, MODBUS RTU protocol, RS instruction, only supports RS485.
COM 3	It supports MODBUS RTU protocol, RS instruction, N: N protocol only supports RS485.
COM 4	It supports MODBUS RTU protocol, RS instruction, N: N protocol only supports RS485.
COM 5	It supports MODBUS RTU protocol, RS instruction, N: N protocol only supports RS485.
COM 6	It supports MODBUS RTU protocol, RS instruction, N: N protocol only supports RS485.

Model	Channels	Resolution	Functionality
LX3VP-ETH-BD	1	--	1 * Ethernet Communication

Features

1) It could use LX3V-ETH-BD to add Ethernet communication ports.

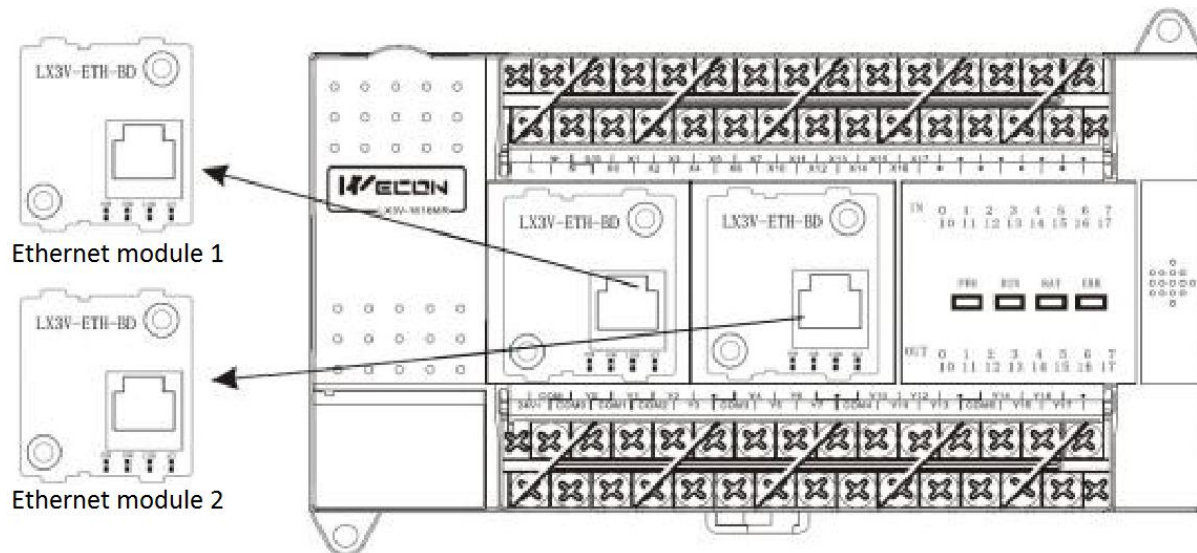
It is internally installed in the top of PLC, thus it is not necessary to change the PLC's installation area;

2) Maximum number of connections 8, regardless of master and slave;

3) The current protocol only supports: MODBUS-TCP.



The case of two BD board



Light

POW: power light, normal state is always bright when connected

COM: the flicker frequency corresponds to communication with plc

DATA: data light blinks if the communication with network is normal

LINK: when connect to the network then the light is lit, if the connect is abnormal, there will be exterminated or chaotic situation

