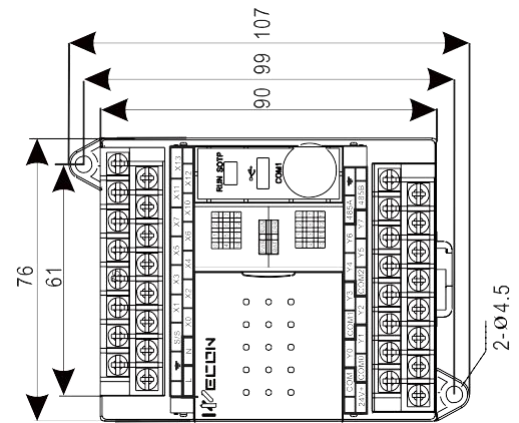



LX5S Model	I/O	Output Type	Pulse Counter	E-CAM	Pulse Output	RS485	BD Board	Module	Power Supply	Ethernet
LX5S-0806MT-A(D)	08/06	Transistor	2	YES	2	1	1	N/A	AC(DC)	N/A
LX5S-0806MR-A(D)	08/06	Relay	2	N/A	0	1	1	N/A	AC(DC)	N/A
LX5S-0806MR2H-A(D)	08/06	Mix	2	YES	2	1	1	N/A	AC(DC)	N/A
LX5S-1208MT-A(D)	12/08	Transistor	2	YES	2	1	1	N/A	AC(DC)	N/A
LX5S-1208MR-A(D)	12/08	Relay	2	N/A	0	1	1	N/A	AC(DC)	N/A
LX5S-1208MR2H-A(D)	12/08	Mix	2	YES	2	1	1	N/A	AC(DC)	N/A

GENERAL

Item	LX5S Series
Running Mode	Round Scan / Interrupt / Event
Programming	Instruction list/ladder diagram
Total Instructions	Basic Instructions: 29 / Application Instructions: 170
Execute time	Basic Instructions: 0.03-0.08us
System Storage	512KB
Download/ Monitoring	Programming cable (serial type) / Micro USB
High Speed Pulse Output	Transistor type; 2 channels/200KHz
High Speed Counter Interrupt	100 Channels
External Input Interrupt	X0-X5 supports both rising and falling edges
Timer Interrupt	100 channels, support 0.1ms interrupt
High Speed Input Single	2 channel 150K Hz; 4 channel 10KHz
High Speed Input AB Phase	1 channel 100K Hz, supports 2 or 4 frequency times, 2 channels 10K Hz, supports 2 or 4 frequency times
Holding Addresses Storage	Adjusted by software FLASH
Filter	For all X input terminals
Serial Port	COM1 (RS422), COM2 (RS485)
Temperature	Working Temperature: 0 ~ 55C° / Storage Temperature: 0 ~ 70C°
Humidity	35~ 85%RH (Without condensation)
Shock Resistance	JIS C 0040 Standard
Influence Immunity	Meet the IEC61000-4-4 and GB/T 17626.4 standard: Noise voltage amplitude 1KVP-P, pulse width 10us, period 0.3 s, edge time 5ns, duration 1min.
USB Supply	YES



POWER SUPPLY

Item	AC	DC
Power Supply	AC 85~265V 50 ~ 60Hz	DC 24V±10%
Power Outage Time	10ms	10ms
Power Fuse	250V 3.15A	250V 3.15A
Rush Current	<15A 5ms / AC 100V; <30A 5ms / AC 200V	<15A 1ms / DC 24V
Power Consumption	<60W	<30W
Power Output	DC 24V 700mA	<30w(Not include the external power supply for modules)

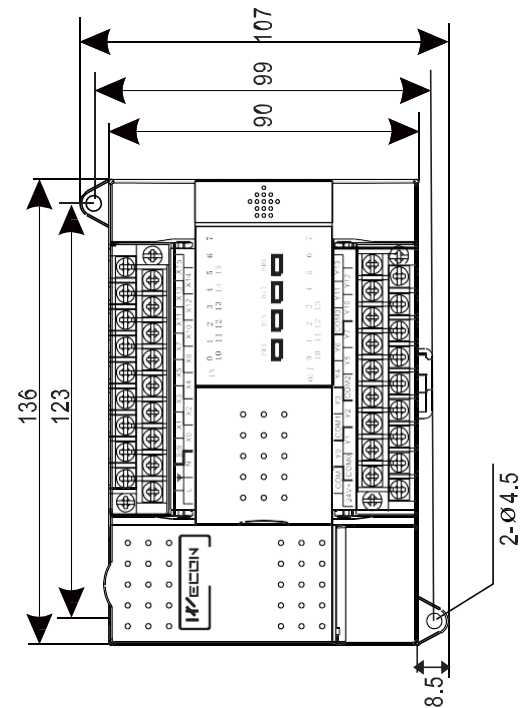

OUTPUT

Item	Relay	Transistor	
Output Mode	--	NPN	
Input Power Supply	DC 24V	DC 24V	
Output Circuit	<AC 250V or <DC 30	DC 5~30V	
COM Port Current	--	<0.1mA (DC 30V)	
Insulation	Mechanistic	Optical Coupling	
Leak current	--	0.1mA / DC 30V	
Min. Load	--	DC5V 2mA	
Max. Load	Resistive	0.5A point 0.8A COM port 0.3A HSPO point	
	Inductive	80VA	12W/DC24V 7.2W HSPO point
	General	100W	0.9W/DC 24V
Response Time	<10ms	<0.2ms (Pulse output terminal: <5us)	

LX5S Model	I/O	Output Type	Pulse Counter	E-CAM	Pulse Output	RS485	BD Board	Module	Power Supply	Ethernet
LX5S-1412MT-A(D/AN/DN)	14/12	Transistor	2	YES	2	2	1	YES	AC(DC)	Optional
LX5S-1412MR-A(D/AN/DN)	14/12	Relay	2	YES	0	2	1	YES	AC(DC)	Optional
LX5S-1412MR2H-A(D/AN/DN)	14/12	Mix	2	YES	2	2	1	YES	AC(DC)	Optional

GENERAL

Item	LX5S Series
Running Mode	Round Scan / Interrupt / Event
Programming	Instruction list/ladder diagram
Total Instructions	Basic Instructions: 29 / Application Instructions: 170
Execute time	Basic Instructions: 0.03-0.08us
System Storage	512KB
Download/ Monitoring	Programming cable (serial type) / Micro USB
High Speed Pulse Output	Transistor type; 2 channels/200KHz
High Speed Counter Interrupt	100 Channels
External Input Interrupt	X0-X5 supports both rising and falling edges
Timer Interrupt	100 channels, support 0.1ms interrupt
High Speed Input Single	2 channel 150K Hz; 4 channel 10KHz
High Speed Input AB Phase	1 channel 100K Hz, supports 2 or 4 frequency times, 2 channels 10K Hz, supports 2 or 4 frequency times
Holding Addresses	Adjusted by software
Storage	FLASH
Filter	For all X input terminals
Serial Port	COM1 (RS422 / RS485), COM2 (RS485)
Temperature	Working Temperature: 0 ~ 55°C / Storage Temperature: 0 ~ 70°C
Humidity	35~ 85%RH (Without condensation)
Shock Resistance	JIS C 0040 Standard
Influence Immunity	Meet the IEC61000-4-4 and GB/T 17626.4 standard: Noise voltage amplitude 1KVP-P, pulse width 10us, period 0.3 s, edge time 5ns, duration 1min.
USB Supply	YES

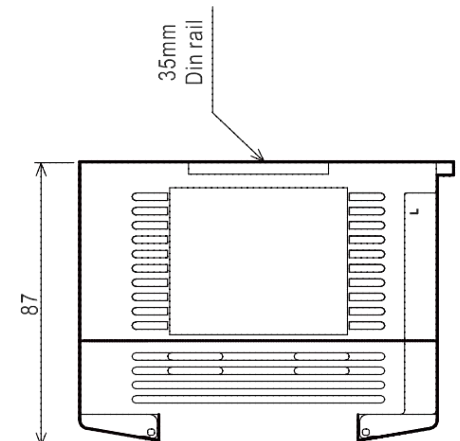


POWER SUPPLY

Item	AC	DC
Power Supply	AC 85~265V 50 ~ 60Hz	DC 24V±10%
Power Outage Time	10ms	10ms
Power Fuse	250V 3.15A	250V 3.15A
Rush Current	<15A 5ms / AC 100V; <30A 5ms / AC 200V	<15A 1ms / DC 24V
Power Consumption	<60W	<30W
Power Output	DC 24V 700mA	<30w(Not include the external power supply for modules)

OUTPUT

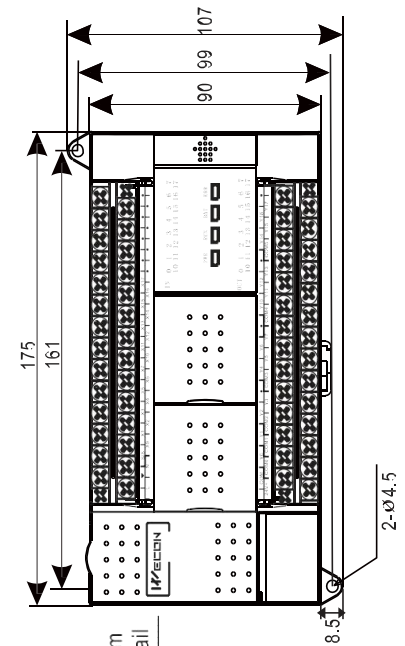
Item	Relay	Transistor
Output Mode	--	NPN
Input Power Supply	DC 24V	DC 24V
Output Circuit	<AC 250V or <DC 30	DC 5~30V
COM Port Current	--	<0.1mA (DC 30V)
Insulation	Mechanistic	Optical Coupling
Leak current	--	0.1mA / DC 30V
Min. Load	--	DC5V 2mA
Max. Load	Resistive 2A point 8A COM port	0.5A point 0.8A COM port 0.3A HSPO point
	Inductive 80VA	12W/DC24V 7.2W HSPO point
	General 100W	0.9W/DC 24V
Response Time	<10ms	<0.2ms (Pulse output terminal: <5us)



LX5S Model	I/O	Output Type	Pulse Counter	E-CAM	Pulse Output	RS485	BD Board	Module	Power Supply	Ethernet
LX5S-1616MT-A(D/AN/DN)	16/16	Transistor	6	YES	2	2	2	YES	AC(DC)	Optional
LX5S-1616MR-A(D/AN/DN)	16/16	Relay	6	N/A	0	2	2	YES	AC(DC)	Optional
LX5S-1616MR2H-A(D/AN/DN)	16/16	Mix	6	YES	2	2	2	YES	AC(DC)	Optional
LX5S-1616MT4H-A(D/AN/DN)	16/16	Transistor	6	YES	4	2	2	YES	AC(DC)	Optional
LX5S-2416MT-A(D/AN/DN)	24/16	Transistor	6	YES	2	2	2	YES	AC(DC)	Optional
LX5S-2416MR-A(D/AN/DN)	24/16	Relay	6	N/A	0	2	2	YES	AC(DC)	Optional
LX5S-2416MR2H-A(D/AN/DN)	24/16	Mix	6	YES	2	2	2	YES	AC(DC)	Optional
LX5S-2416MT4H-A(D/AN/DN)	24/16	Transistor	6	YES	4	2	2	YES	AC(DC)	Optional

GENERAL

Item	LX5S Series
Running Mode	Round Scan / Interrupt / Event
Programming	Instruction list/ladder diagram
Total Instructions	Basic Instructions: 29 / Application Instructions: 170
Execute time	Basic Instructions: 0.03-0.08us
System Storage	512KB
Download/ Monitoring	Programming cable (serial type) / Micro USB
High Speed Pulse Output	Transistor type; 2 channels/200KHz
External Input Interrupt	X0-X5 supports both rising and falling edges
Timer Interrupt	100 channels, support 0.1ms interrupt
High Speed Input Single	6 channel 150K Hz;
High Speed Input AB Phase	3 channel 100K Hz, supports 2 or 4 frequency times;
Holding Addresses Storage	Adjusted by software FLASH
Filter	For all X input terminals
Serial Port	COM1 (RS422 / RS485), COM2 (RS485)
Temperature	Working Temperature: 0 ~ 55°C / Storage Temperature: 0 ~ 70°C°
Humidity	35~ 85%RH (Without condensation)
Shock Resistance	JIS C 0040 Standard
Influence Immunity	Meet the IEC61000-4-4 and GB/T 17626.4 standard: Noise voltage amplitude 1KVP-P, pulse width 10us, period 0.3 s, edge time 5ns, duration 1min.
USB Supply	YES

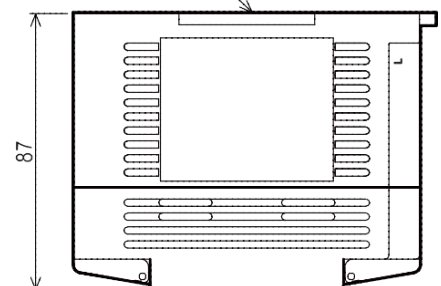


POWER SUPPLY

Item	AC	DC
Power Supply	AC 85~265V 50 ~ 60Hz	DC 24V±10%
Power Outage Time	10ms	10ms
Power Fuse	250V 3.15A	250V 3.15A
Rush Current	<15A 5ms / AC 100V; <30A 5ms / AC 200V	<15A 1ms / DC 24V
Power Consumption	<60W	<30W
Power Output	DC 24V 700mA	<30w(Not include the external power supply for modules)

OUTPUT

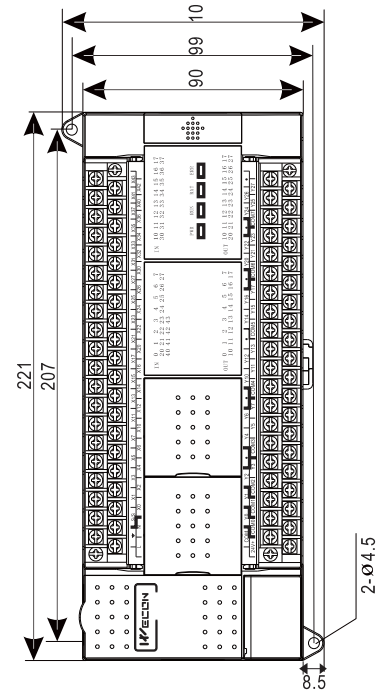

Item	Relay	Transistor	
Output Mode	--	NPN	
Input Power Supply	DC 24V	DC 24V	
Output Circuit	<AC 250V or <DC 30	DC 5~30V	
COM Port Current	--	<0.1mA (DC 30V)	
Insulation	Mechanistic	Optical Coupling	
Leak current	--	0.1mA / DC 30V	
Min. Load	--	DC5V 2mA	
Max. Load	Resistive	0.5A point 0.8A COM port 0.3A HSPO point	
	Inductive	80VA	12W/DC24V 7.2W HSPO point
	General	100W	0.9W/DC 24V
Response Time	<10ms	<0.2ms (Pulse output terminal: <5us)	



LX5S Model	I/O	Output Type	Pulse Counter	E-CAM	Pulse Output	RS485	BD Board	Module	Power Supply	Ethernet
LX5S-2424MT-A(D/AN/DN)	24/24	Transistor	6	YES	2	2	2	YES	AC(DC)	Optional
LX5S-2424MR-A(D/AN/DN)	24/24	Relay	6	YES	0	2	2	YES	AC(DC)	Optional
LX5S-2424MR2H-A(D/AN/DN)	24/24	Mix	6	YES	2	2	2	YES	AC(DC)	Optional
LX5S-2424MT4H-A(D/AN/DN)	24/24	Transistor	6	YES	4	2	2	YES	AC(DC)	Optional
LX5S-3624MT-A(D/AN/DN)	36/24	Transistor	6	YES	2	2	2	YES	AC(DC)	Optional
LX5S-3624MR-A(D/AN/DN)	36/24	Relay	6	N/A	0	2	2	YES	AC(DC)	Optional
LX5S-3624MR2H-A(D/AN/DN)	36/24	Mix	6	YES	2	2	2	YES	AC(DC)	Optional
LX5S-3624MT4H-A(D/AN/DN)	36/24	Transistor	6	YES	4	2	2	YES	AC(DC)	Optional

GENERAL

Item	LX5S Series
Running Mode	Round Scan / Interrupt / Event
Programming	Instruction list/ladder diagram
Total Instructions	Basic Instructions: 29 / Application Instructions: 170
Execute time	Basic Instructions: 0.03-0.08us
System Storage	512KB
Download/ Monitoring	Programming cable (serial type) / Micro USB
High Speed Pulse Output	Transistor type; 2 channels/200KHz
External Input Interrupt	X0-X5 supports both rising and falling edges
Timer Interrupt	100 channels, support 0.1ms interrupt
High Speed Input Single	6 channel 150K Hz;
High Speed Input AB Phase	3 channel 100K Hz, supports 2 or 4 frequency times;
Holding Addresses	Adjusted by software
Storage	FLASH
Filter	For all X input terminals
Serial Port	COM1 (RS422 / RS485), COM2 (RS485)
Temperature	Working Temperature: 0 ~ 55°C / Storage Temperature: 0 ~ 70°C
Humidity	35~ 85%RH (Without condensation)
Shock Resistance	JIS C 0040 Standard
Influence Immunity	Meet the IEC61000-4-4 and GB/T 17626.4 standard: Noise voltage amplitude 1KVP-P, pulse width 10us, period 0.3 s, edge time 5ns, duration 1min.
USB Supply	YES



POWER SUPPLY

Item	AC	DC
Power Supply	AC 85~265V 50 ~ 60Hz	DC 24V±10%
Power Outage Time	10ms	10ms
Power Fuse	250V 3.15A	250V 3.15A
Rush Current	<15A 5ms / AC 100V; <30A 5ms / AC 200V	<15A 1ms / DC 24V
Power Consumption	<60W	<30W
Power Output	DC 24V 700mA	<30w(Not include the external power supply for modules)

OUTPUT

Item	Relay	Transistor	
Output Mode	--	NPN	
Input Power Supply	DC 24V	DC 24V	
Output Circuit	<AC 250V or <DC 30	DC 5~30V	
COM Port Current	--	<0.1mA (DC 30V)	
Insulation	Mechanistic	Optical Coupling	
Leak current	--	0.1mA / DC 30V	
Min. Load	--	DC5V 2mA	
Max. Load	Resistive	0.5A point 0.8A COM port 0.3A HSPO point	
	Inductive	80VA	12W/DC24V 7.2W HSPO point
	General	100W	0.9W/DC 24V
Response Time	<10ms	<0.2ms (Pulse output terminal: <5us)	

